

NIGHTY MATHS

for 4-6 year olds

Beginner Mathematician



Introducing












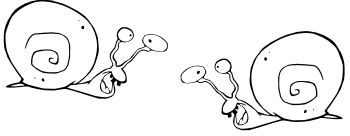
MATHEMATICS

Kim Freeman

Part 2, Introducing More Numbers








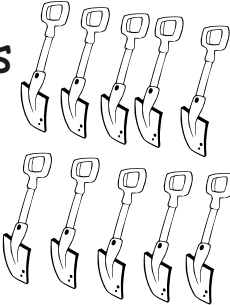


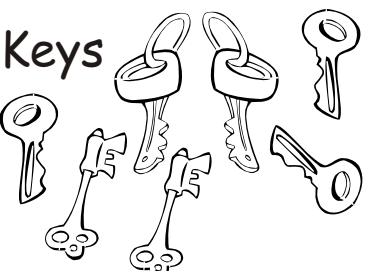

Numbers Up To Ten.

How many?

<p>Flies</p>  <p>.....</p>	<p>Chicks</p>  <p>.....</p>	<p>Rats</p>  <p>.....</p>
<p>Butterflies</p>  <p>.....</p>	<p>Mosquitoes</p>  <p>.....</p>	<p>Octopus</p>  <p>.....</p>
<p>Crabs</p>  <p>.....</p>	<p>Centipedes</p>  <p>.....</p>	<p>Beetles</p>  <p>.....</p>
<p>Monsters</p>  <p>.....</p>	<p>Caterpillars</p>  <p>.....</p>	<p>Snails</p>  <p>.....</p>




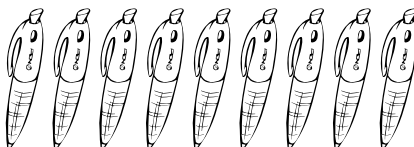

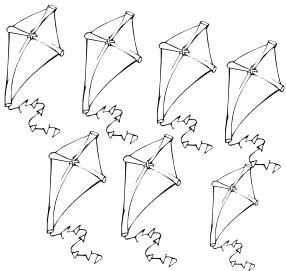


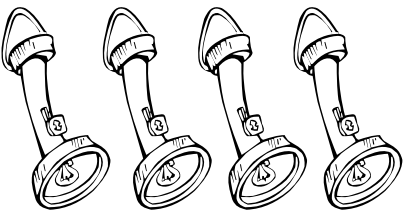


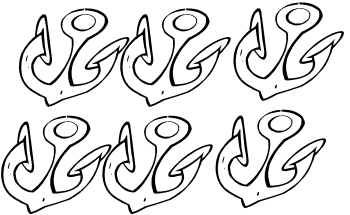
Numbers Up To Ten.

How many?

<p>Bones</p>  <p>.....</p>	<p>Apples</p>  <p>.....</p>	<p>Footprints</p>  <p>.....</p>
<p>Flowers</p>  <p>.....</p>	<p>Horses</p>  <p>.....</p>	<p>Chickens</p>  <p>.....</p>
<p>Umbrellas</p>  <p>.....</p>	<p>Spades</p>  <p>.....</p>	<p>Ice creams</p>  <p>.....</p>
<p>Stars</p>  <p>.....</p>	<p>Keys</p>  <p>.....</p>	<p>Ducks</p>  <p>.....</p>







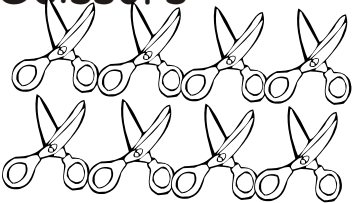



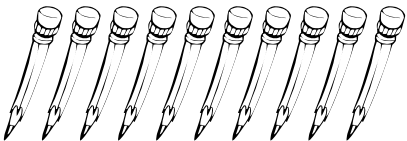
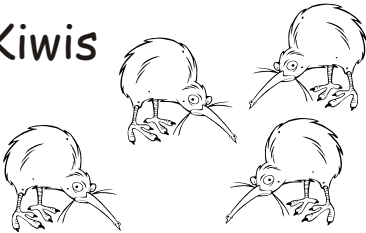
Numbers Up To Ten.

How many?

<p>Tricycles</p>  <p>.....</p>	<p>Chairs</p>  <p>.....</p>	<p>Stars</p>  <p>.....</p>
<p>Pens</p>  <p>.....</p>	<p>Keys</p>  <p>.....</p>	<p>Kites</p>  <p>.....</p>
<p>Road Cones</p>  <p>.....</p>	<p>Batteries</p>  <p>.....</p>	<p>Torches</p>  <p>.....</p>
<p>Shells</p>  <p>.....</p>	<p>Tents</p>  <p>.....</p>	<p>Anchors</p>  <p>.....</p>

Numbers Up To Ten.

How many?

<p>Clothes Hangers</p>  <p>.....</p>	<p>Eggs</p>  <p>.....</p>	<p>Cups</p>  <p>.....</p>
<p>Strawberries</p>  <p>.....</p>	<p>Crabs</p>  <p>.....</p>	<p>Dragons</p>  <p>.....</p>
<p>Scissors</p>  <p>.....</p>	<p>Shells</p>  <p>.....</p>	<p>Frying Pans</p>  <p>.....</p>
<p>Hand Bags</p>  <p>.....</p>	<p>Pencils</p>  <p>.....</p>	<p>Kiwis</p>  <p>.....</p>

Numbers Up To Twenty.


Connect up the words with the numbers on the number line.







eleven twelve thirteen twenty
 eighteen fifteen sixteen fourteen seventeen


How many?

Write the number in each box.




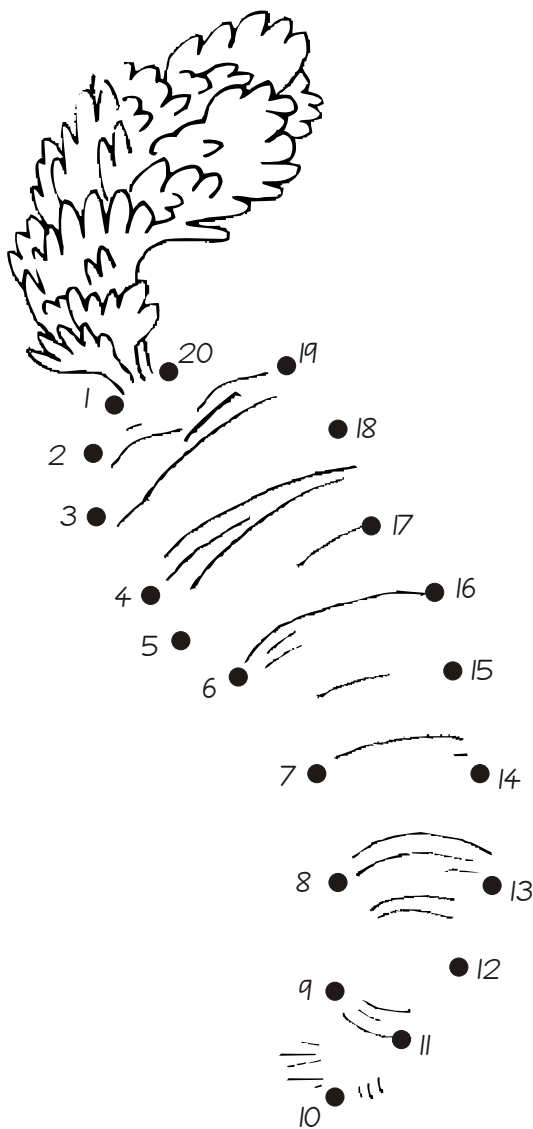

















Numbers Up To Twenty.

Join the dots to find out what rabbit is so excited about.













Numbers between 10 and 20.

Count then write the number of objects.



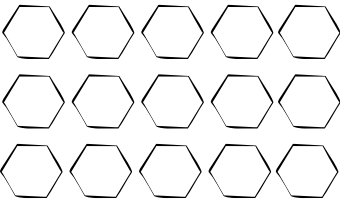


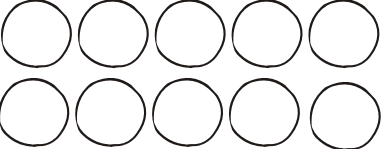
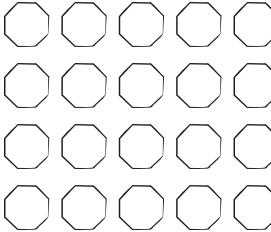
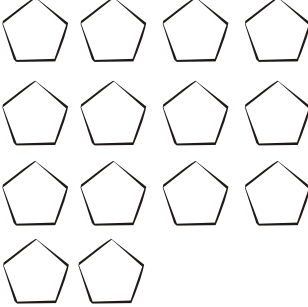






Numbers between 10 and 20.

Count then write the number of objects.



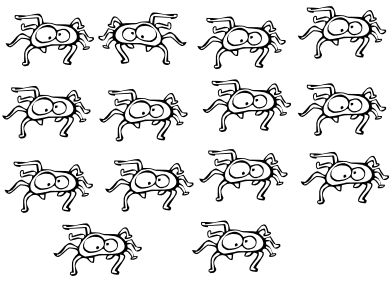





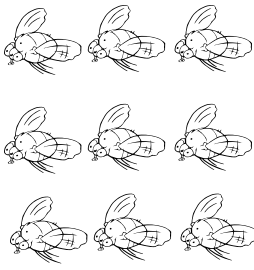
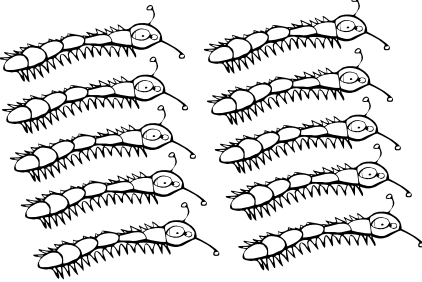
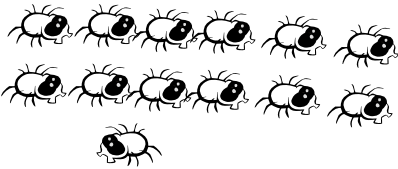

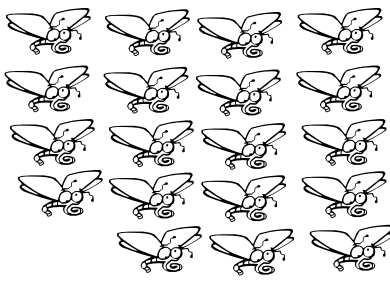

Numbers Up To Twenty.

How many?

 <p>.....</p>	 <p>.....</p>	 <p>.....</p>
 <p>.....</p>	 <p>.....</p>	 <p>.....</p>
 <p>.....</p>	 <p>.....</p>	 <p>.....</p>
 <p>.....</p>	 <p>.....</p>	 <p>.....</p>

Numbers Up To Twenty.

How many?

 <p>.....</p>	 <p>.....</p>	 <p>.....</p>
 <p>.....</p>	 <p>.....</p>	 <p>.....</p>
 <p>.....</p>	 <p>.....</p>	 <p>.....</p>
 <p>.....</p>	 <p>.....</p>	 <p>.....</p>

Ordering Numbers.











Write these numbers in order.

A collection of cartoon bears holding circles with numbers. The numbers shown are 15, 13, 14, and 12. There are also several empty circles for ordering. The bears are arranged in a loose pattern across the top half of the page.

A collection of cartoon bears holding circles with numbers. The numbers shown are 17, 20, 19, 18, and 16. There are also several empty circles for ordering. The bears are arranged in a loose pattern across the bottom half of the page.






Ordering Numbers.

Write these numbers in order.







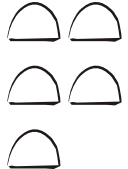
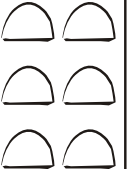
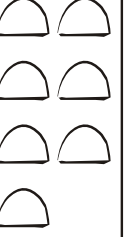



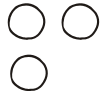
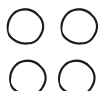

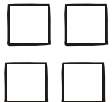






Ordering Numbers.

Write these numbers in order.



Ordering Numbers.

Fill in all the empty boxes.

1	2	3	4
---	---	---	---

--	--	--	--

	8	9	
--	---	---	--

		5	6
--	--	---	---























			8
--	--	--	---

		2	
--	--	---	--

	5		3
--	---	--	---

Ordering Numbers.

Fill in all the empty boxes.

1		3	
---	--	---	--

		8	9
--	--	---	---

5	4		
---	---	--	--

2			8
---	--	--	---



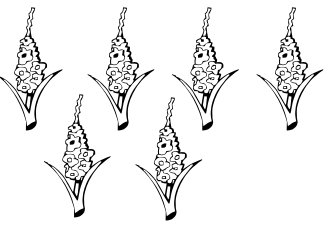

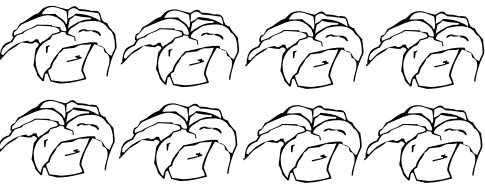
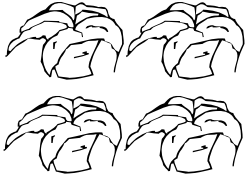








1			7
---	--	--	---

			4
--	--	--	---

		8	7
--	--	---	---


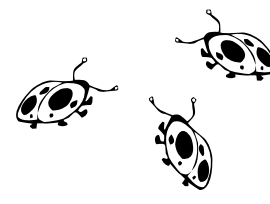




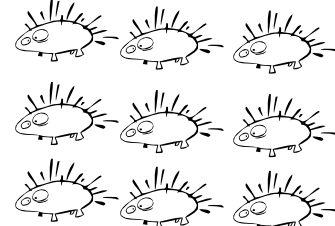
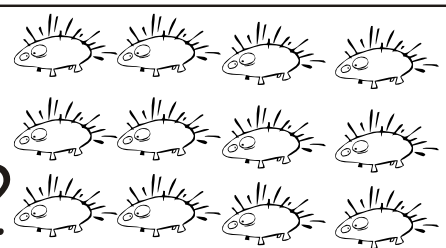




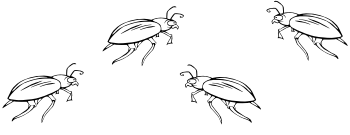
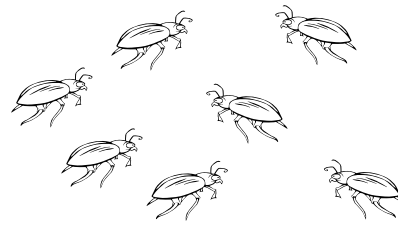
Bigger / Smaller Numbers.

Circle the number that is larger.

	3	5	
	6	2	
	8	4	
	3	7	
	9	12	
	5	1	
	6	10	



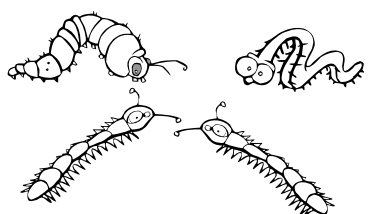
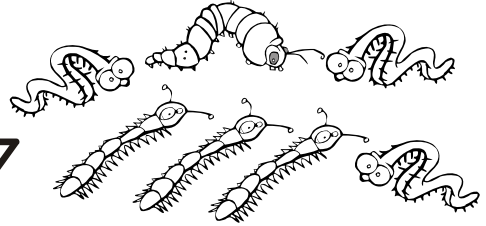










Bigger / Smaller Numbers.

Circle the number that is larger.

	7	3	
	5	1	
	4	6	
	9	12	
	10	2	
	11	8	
	4	7	







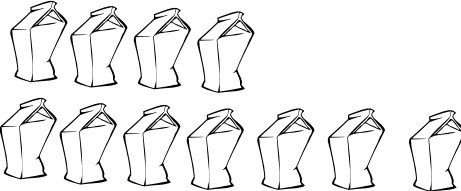



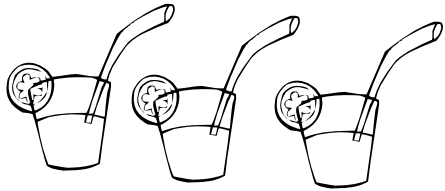


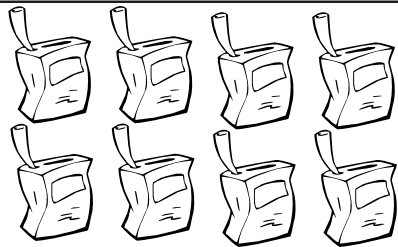
Bigger / Smaller Numbers.

Circle the number that is smaller.

	5	3	
	4	7	
	6	1	
	2	4	
	8	11	
	10	6	
	5	9	

Bigger / Smaller Numbers.

Circle the number that is smaller.

	10	12	
	6	8	
	9	5	
	11	7	
	2	4	
	3	1	
	7	8	

Bigger / Smaller Numbers.

Circle the biggest number.

4 2 5
⠠⠠ ⠠⠠ ⠠⠠⠠

6 1 3
⠠⠠⠠ ⠠ ⠠⠠

2 10 8
⠠⠠ ⠠⠠⠠⠠⠠ ⠠⠠⠠

7 12 5
⠠⠠⠠ ⠠⠠⠠⠠⠠⠠ ⠠⠠⠠

9 3 7
⠠⠠⠠⠠ ⠠⠠ ⠠⠠⠠

4 2 6
⠠⠠ ⠠⠠ ⠠⠠⠠

10 1 8
⠠⠠⠠⠠⠠ ⠠ ⠠⠠⠠

Circle the smallest number.

8 5 1
⠠⠠⠠⠠ ⠠⠠⠠ ⠠

2 4 6
⠠⠠ ⠠⠠⠠ ⠠⠠⠠

3 11 9
⠠⠠ ⠠⠠⠠⠠⠠ ⠠⠠⠠⠠

10 2 7
⠠⠠⠠⠠⠠ ⠠⠠ ⠠⠠⠠

9 8 5
⠠⠠⠠⠠ ⠠⠠⠠⠠ ⠠⠠⠠

12 1 6
⠠⠠⠠⠠⠠⠠ ⠠ ⠠⠠⠠

4 11 5
⠠⠠ ⠠⠠⠠⠠⠠⠠ ⠠⠠⠠

Mighty Maths

BEGINNER MATHEMATICIAN for 4 - 6 year olds

Book 1: Introducing Numbers

Book 1 emphasizes the counting sequence 1 to 20. After completing this book children will be able to recognize and write all of these numbers and use them for counting.

Book 2: Introducing Arithmetic

Book 2 introduces the basic mathematical operations of addition, subtraction and multiplication. After completing this book, students will recognize the signs (+, - and \times) carry out these operations and understand what they mean.


Book 3: Introducing Addition and Subtraction

Book 3 focuses on the arithmetic operations of addition and subtraction. After completing this book students will be able to use a number line to carry out these operations and will gain increased confidence in dealing with numbers.

Book 4: Introducing Multiplication and Division

Book 4 focuses on the arithmetic operations of multiplication and division and introduces fractions. After completing this book, students will understand what these concepts mean and how they are used. All pages are designed to encourage a continued and creative interest in Math.

The MIGHTY MATHS series is a structured, easy-to-follow series of fun activities designed to stimulate, challenge and to give your child the best possible start in learning mathematics. Use these books to get a head start or to consolidate work being taught at school.



Beginner Mathematician (for 4 - 6 year olds), look for the **RED** books.

Developing Mathematician for (5 - 7 year olds), look for the **YELLOW** books.

Advancing Mathematician for (6 - 8 year olds), look for the **BLUE** books.

Maturing Mathematician for (7 - 9 year olds), look for the **GREEN** books.

Master Mathematician for (8 - 10 year olds), look for the **ORANGE** books.

Mighty Maths for 9 - 12 year olds, look for the **MULTICOLOURED** books.

